

MANUAL ALPHA X-SIM

1.- En primer lugar, debemos tener claro el teléfono en el que la vamos a colocar. Este es el listado de móviles en el que ha sido probada la Alpha X-SIM:

Alcatel OT801 - OK
Alcatel C550 - OK
Alcatel OT201 - OK
Alcatel OT801 - OK
Alcatel C550 - OK

BlackBerry 8820 - OK
BlackBerry 8800 - OK

Huawei 120 - OK Cut A mode

iPhone ! - OK

LG U890 - OK
LG KG800 - OK
LG U310 - OK
LG U880 - OK
LG KU250 - OK
LG U250 - OK
LG KG130 - OK
LG B2050 - OK
LG KG275 - OK Cut A mode
LG U300 - OK

Lobster 485 - OK

MDA Compact III - OK

MODEM OPTION ICON 225 - OK

Motorola V600 - OK
Motorola A780 - OK

Motorola V8 - OK
Motorola V547 - OK

Nokia N76 - OK
Nokia E70 - OK
Nokia 6500c - OK
Nokia 3500c - OK
Nokia N70 - OK
Nokia 6110navigator - OK
Nokia 5610 - OK
Nokia N95 - OK
Nokia 6500s - OK
Nokia 6151 - OK
Nokia N72 - OK
Nokia E51 - OK Cut A mode
Nokia 5310 - OK
Nokia E50 - OK
Nokia E61 - OK
Nokia 2630 - OK
50 Nokia N82 - OK
Nokia 6288 - OK
Nokia 6161 - OK
Nokia 3250 - OK

Nokia 1208 - OK
Nokia 1600 - OK Cut A mode
Nokia 6125 - OK
Nokia 2310 - OK Cut A mode
Nokia 6822 - OK
Nokia E60 - OK
Nokia 6080 - OK
Nokia 6120c - OK
Nokia E65 - OK
Nokia 6310i - OK
Nokia N95 8GB - OK Cut A mode
Nokia E90 - OK
Nokia 6500 - OK
Nokia 6280 - OK
Nokia 5200 - OK
Nokia N73 - OK
Nokia 6120 - OK
Nokia 6300 - OK
Nokia 3110c - OK
Nokia 6301 - OK
Nokia 7500 Prism - OK
Nokia 5500 - OK
Nokia 6230 - OK Cut A mode
Nokia N93 - OK
Nokia 6136 - OK
Nokia N81 - OK
Nokia N80 - OK Cut A mode

Sagem X2-2m - OK
Sagem 600x - OK

Samsung D600E - OK
Samsung F600 - OK
Samsung P910 - OK
Samsung i600 - OK
Samsung Z170 - OK
Samsung Z240 - OK
Samsung J600 - OK
Samsung SC707 - OK
Samsung F900 - OK
Samsung Z370 - OK
Samsung C260 - OK
Samsung X640 - OK
Samsung X480 - OK
Samsung C450 - OK
Samsung U700 - OK
Samsung L760 - OK
Samsung U600 - OK

Sharp 904 - OK
Sharp 903 - OK
Sharp 550SH - OK
Sharp 770SH - OK
Sharp GX15 - OK
Sharp 920 - OK

Siemens A38 - OK
Siemens C65 - OK
Siemens A50 - OK
Siemens S68 - OK

SonyEricsson K300 - OK SonyEricsson W660i - OK

SonyEricsson W810i - OK
SonyEricsson K700 - OK
SonyEricsson T630 - OK
SonyEricsson K310 - OK
SonyEricsson Z310 - OK
SonyEricsson P990i - OK
SonyEricsson K770 - OK
SonyEricsson K510 - OK
SonyEricsson W200 Cut A mode
SonyEricsson V630 - OK
SonyEricsson P1 - OK
SonyEricsson K800 - OK
SonyEricsson K550 = OK
SonyEricsson J220 = OK
SonyEricsson W300i - OK
SonyEricsson T230 - NO
SonyEricsson W580 - OK

SPV M650 - OK


Toshiba G900 - OK
Toshiba TS705 OK

Vodafone V715 Cut A mode


=====

Dependiendo del tipo de móvil, habrá que cortar la pestaña A, B, A y B o Ninguna como es el caso de los que pone OK.


Modo A:



Modo B:



Modo A-B:



Instrucciones para colocar la tarjeta:



